


Deako 1-Gang Screwless Outlet Cover

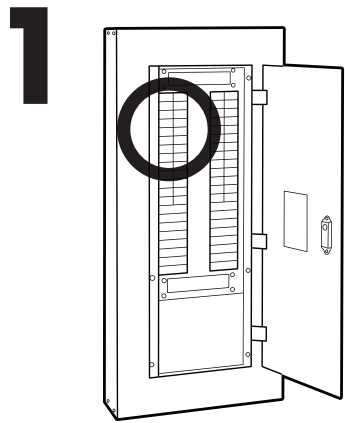
DO-F1LD-STND-WHP

Use with Deako Outlets
Simple TR 15A Outlet (DO-S15D-T2RX-WHX)
Simple GFCI 20A Outlet (DO-S20D-GVR1-WHX)
Simple USB Outlet (DO-S15D-UPD2-WHX)




deako®

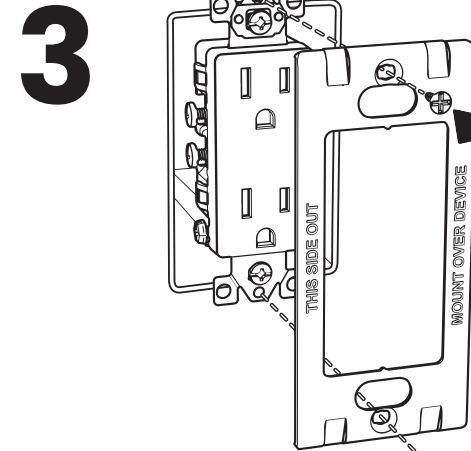
**WARNING: Disconnect power before installation or removal!
Risk of electrical shock!**



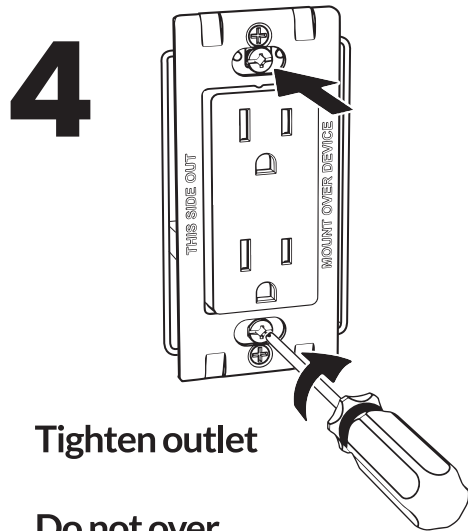
1
Disconnect
power at circuit
breaker



2
Loosen outlet 1/4"



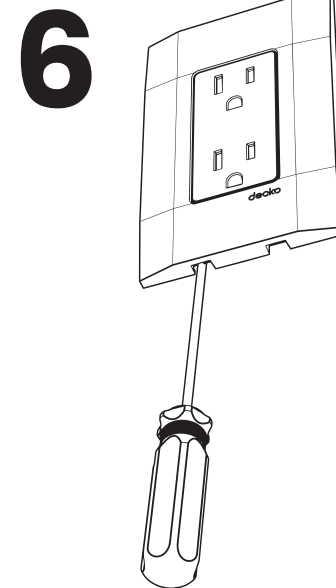

3
Screw adapter
plate onto outlet



4
Tighten outlet

Do not over
tighten screws

5
Snap cover onto adapter plate



6
Outlet cover
Removal

Need help?
support.deako.com
1-844-673-3256

deako®

© 2024 Deako, Inc.
1-Year Limited Warranty
4201 Roosevelt Way NE #100 Seattle, WA 98105, USA